

FIFTH WHEELS & TRAVEL TRAILERS

Reflection

BY GRAND DESIGN RV

FIFTH WHEELS & TRAVEL TRAILERS



Reflection
BY GRAND DESIGN RV



GRAND DESIGN
RECREATIONAL VEHICLES



337RLS shown

Reflection

A CELEBRATION OF LUXURY, VALUE & TOWABILITY

Reflection's combination of luxury, value, and towability in one amazing package continues to exceed the expectations of our retail customers. Our industry leading pursuit of quality and commitment to building around the needs of our retail customers is what drives Reflection to the top of its class.



Spacious Master Bath
(Bed slide models shown)



Residential Master Suite
(Wardrobe slide models shown)



Gourmet Kitchen
(307MKS shown)



303RLS LIVING AREA




CLASS LEADING PANTRY STORAGE



ALUMINUM ENTRY STEPS
100% Aluminum, easy open...
won't rust or bind.



KITCHEN ISLAND WITH BANK OF DRAWERS




FREE STANDING DINETTE W/2 FOLDING CHAIRS



MORE OUTLETS!

15+ strategically placed outlets
in every model.



UNIVERSAL DOCKING STATION

All-in-one heated location with EZ winterization
system with exclusive siphon feature (Fresh tank)



**MOTION SENSOR
LED LIGHTING**

No more searching for
light switches in the dark.



DEEP SEATED STAINLESS STEEL FARMERS SINK



HEATED WALL HUGGER THEATRE SEATS W/ LED LIGHTS



**EVENFLOW
HEATING SYSTEM**

Evenly distributes heat from the front
to the rear without vents in floor
that collect dirt and debris.



UNOBSTRUCTED PASS THRU STORAGE

Clean storage area with slam latch baggage doors
and magnetic catches.

BUILT TO A HIGHER STANDARD

MAXIMUM INSULATION

1 FULLY LAMINATED WALLS (R-9)†

Sidewalls, rear wall, slideroom endwalls, and slideroom roof are all laminated construction with rigid foam insulation. Many competitors use soft fiberglass insulation in the rear wall and sliderooms that can settle over time and leave uninsulated air gaps.

† R-11 on bed slide models

2 DOUBLE INSULATED FLOOR (R-30)*

The heated underbelly features a layer of radiant foil insulation and the main floor adds a layer of fiberglass insulation.

The slideroom floors are also insulated with radiant foil. (R-24)*

3 DOUBLE INSULATED ROOF (R-40)*

A layer of fiberglass insulation and a layer of radiant foil insulation covers the full length of the roof.

4 DOUBLE INSULATED FRONT CAP (R-40)*

Grand Design goes the extra mile by extending both the radiant foil and fiberglass insulation layers from the roof, and wraps them all the way around to the bottom of the front cap.

5 INSULATED GOOSENECK

A layer of fiberglass insulation under the gooseneck is a place often forgotten by others.

6 HEAVY DUTY 1.5" INSULATED BAGGAGE DOORS

*Equivalent R-Value

MAXIMUM HEATING POWER

A high performance furnace and fireplace combine to deliver 40,000 BTU's of heating power.

MAXIMUM FUNCTION


- Heated Holding Tanks
- Heated Utility Center & Storage Bay
- Heated & Enclosed Low Point Drains



ARCTIC 4-SEASONS PROTECTION PACKAGE



Reflection's design has been put to the test in extreme temperatures ranging from ZERO to 100+ degrees. Third party extreme cold testing showed that the Reflection remained functional and achieved very comfortable temperatures.



Note: Testing was performed in a temperature controlled chamber, with temperatures ranging from -6°F to +101°F, and does not account for variables such as wind, humidity, and altitude. Due to the number of potential variables, temperatures reported during testing may differ from temperatures achieved during actual use of the unit in nature.

BACKED TO A HIGHER STANDARD

Every Grand Design RV is backed with a class leading 3-year limited structural warranty. By selecting suppliers with similar philosophies, many components used on our coaches also carry an extended warranty through the component manufacturer.



- ▶ AXLES (6 Years)
- ▶ TIRE WARRANTY (5 Years w/12 Month no questions asked replacement)
- ▶ EXTERIOR GRAPHICS (5 Years)
- ▶ ROOF COVERING (12 Years)

FIFTH WHEELS



26RL



29RS



311BHS



27RL



303RLS



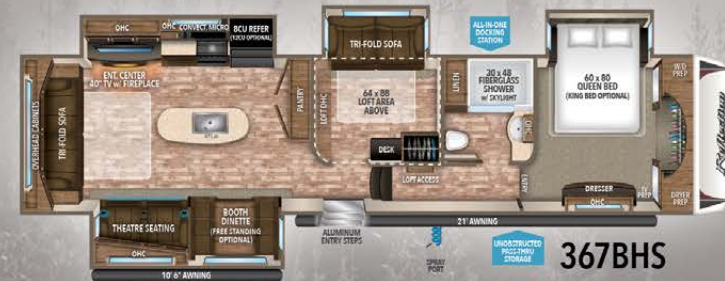
337RLS



28BH



307MKS



367BHS

FIFTH WHEELS

TRAVEL TRAILERS

	26RL	27RL	28BH	29RS	303RLS	307MKS	311BHS	337RLS	367BHS	297RSTS	308BHTS	312BHTS	315RLTS
UVW (lbs.)†	7,998	8,150	8,765	8,515	9,195	9,997	10,990	10,570	12,362	7,895	8,348	8,991	8,994
Hitch Weight (lbs.)†	1,349	1,516	1,525	1,498	1,660	1,605	2,180	2,090	2,496	795	940	1,065	1,065
GVWR (lbs.)	9,995	9,995	9,995	9,995	11,995	12,995	13,995	13,995	14,495	9,995	9,995	10,995	10,995
Length‡	29' 4"	30' 11"	33' 10"	30' 11"	32' 5"	32' 11"	36' 10"	35' 6"	41' 0"	33' 11"	36' 7"	37' 4"	37' 11"
Height	12' 0"	12' 0"	12' 0"	12' 0"	12' 0"	12' 4"	12' 0"	12' 6"	12' 6"	11' 4"	11' 4"	11' 4"	11' 4"
Water (gal.) - Fresh Gray Waste	60 75 43	60 75 43	60 86 43	60 75 43	60 75 43	60 75 43	60 75 75	60 75 43	60 86 43	60 86 43	60 75 43	60 86 43	60 118 43

TRAVEL TRAILERS



EXTERIOR & CONSTRUCTION

- Aerodynamic Front Cap with Max Turn Radius
- Marine Grade LED Hitch Light (FW)
- LED "Night Lights" Under Bedroom Slide (FW)
- EQUA-FLEX Rubberized Suspension (FW)
- Aluminum Wheels with E-Rated Tires
- 80% Tint Radius Safety Glass Windows
- Battery Kill Switch in Pass Thru Storage Area
- Extended Pin Box (FW)
- 30# LP Bottles (2)
- 30" Radius Entry Door
- Outside Speakers
- Outside Shower
- Factory Installed Roof Ladder
- Under Carriage Spare Tire and Carrier
- High-Capacity Water Pump with Interior and Exterior Switch
- Extra Large 1 1/2" Fresh Water Drain Valve
- Gel Coated Tan Fiberglass Exterior
- Residential 5" Truss Rafters (16" O.C.)
- Walk On Roof Decking
- Fiberglass and Radiant Foil Roof and Front Cap Insulation
- One-Piece TPO Roof Membrane with 12-Year Warranty
- Easy Access Low Point Drain Valves
- Laminated Aluminum Framed Rear Wall (R-9)
- Laminated Aluminum Framed Side Walls (R-9)
- Laminated Aluminum Framed Roof and End Walls in Slide Rooms (R-9)
- Aluminum Framed Main Floor (R-30*)
- Residential Wood Framed Roof (R-40*)

KITCHEN

- Gunstock Fixtures and Hardware
- Deep, Undermount Kitchen Sink
- Hardwood Galley Slide Trim Moldings & End Caps



Because of our commitment to continuous product improvement, Grand Design Recreational Vehicles reserves the right to change components, standards, options, specifications, and materials without notice and at any time. Photos may show optional equipment which may not be included in the standard purchase price of the featured unit. Be sure to review current product details with your local dealer before purchasing. Rev 01,13,17

INTERIOR

- Hand Rubbed Maple Cabinet Doors
- Solid Hardwood Drawer Fronts
- Louvered Tread Steps to Bedroom (FW)
- Solid Core Cabinet Stiles
- Pre-drilled and Screwed Cabinetry
- Ball Bearing Full Extension Drawer Glides
- Tri-Fold Hide-A-Bed Sofa (Model Specific)
- Deep Overhead Cabinets in Slide Out
- Large Panoramic Slide Room Windows
- Premium Beauflor Flooring with 7-Year Warranty
- Ductless Flooring Throughout Living Area
- Residential Style Window Treatment
- LED Lighting Throughout with Motion Sensors (Key Areas)

BED & BATH

- King Size Wardrobe
- Pillowtop Mattress
- Oversized Underbed Storage
- Residential Bedspread
- Bedroom Heat Registers
- Closeable A/C Vents
- TV and Cable Prep
- Neo-Radius Shower Doors (N/A on Bedslides)
- Wide View Skylight Over Shower
- Heat Duct and A/C Vents in Bathroom
- Custom Designed Shower Pan and Surround
- Power Vent Fan
- Extra Large Lav Top with Acrylic Sink
- Large Medicine Cabinet with Mirror

OPTIONS

- Free Standing Table and 4 Chairs (2 folding) (NA 28BH - Forced on 26RL)
- Dual Pane Windows
- 12 cu. ft. Refrigerator (28BH, 307MKS, 311BHS, 312BHTS, 315RLTS, 337RLS, 367BHS)
- Tri-Fold Sofa IPO Theatre Seating (Forced on 28BH)
- 2nd A/C Low Profile 13.5k BTU Ducted (FW)
- 2nd A/C 15k BTU Ducted (TT)
- King Bed (315RLTS, 337RLS, 367BHS)
- One Touch Auto Leveling (Mandatory FW Only)
- 2" Receiver Hitch (Mandatory)

PEACE OF MIND PACKAGE Mandatory

- Residential Cabinetry
- Solid Surface Countertops
- Solid Surface Sink Covers
- Aluminum "Tread Lite" Entry Steps
- Metal Slam Baggage Doors with Magna Latch
- 8 cu. ft. Double Door Refrigerator w/ Ext. Thermostat Control
- 17.8 Gal./Hr. Quick Recovery Water Heater
- Porcelain Toilet with Foot Pedal Flush
- Residential Single Lever Faucet with Pullout Sprayer
- Universal All-In-One Docking Station
- Black Tank Flush
- Radius Fireplace
- Heated Wall Hugger Theatre Seats w/LED Lights (NA 28BH)
- Residential Booth Dinette
- LP Quick Connect
- Self Adjusting Brakes

ULTIMATE POWER PACKAGE Mandatory

- One-Touch Electric Awning with LED Light
- Power Stabilizer Jacks
- HDMI/AM/FM/CD/DVD Bluetooth Stereo System
- High Definition LED Television (Living Area)
- 50 AMP Electrical Service
- Wired and Framed for 2nd A/C in Bedroom
- Detachable Power Cord with LED Light
- 30" Convection Microwave Oven
- 15k BTU Ducted A/C
- Maxx Air Fan w/ Rain Sensor

ARCTIC 4-SEASONS PROTECTION PACKAGE Mandatory

- 35k BTU High Capacity Furnace
- Thermofoil Wrapped Frame and Subfloor (Beneath Main Holding Tanks)
- Heated and Enclosed Underbelly w/Circulating Heat
- Ducted Heat to Pass Thru Storage Area (FW)
- Heated and Enclosed Dump Valves
- Zero Degree Extended Season Enjoyment
- EZ Winterization Valve in Utility Center
- Insulated Slide-out Floors
- Attic Vent
- Double Insulated Roof and Front Cap

We Strive For Nothing Less Than Customers for Life!

Thank you for taking the time to tour our coach. We would like to share some insights into what sets Grand Design RV Company apart from all other RV manufacturers and why this difference is important to you.

The three of us were part of the original ownership team that led a top RV Manufacturer to become the largest travel trailer and fifth wheel company in the world. While proud of our accomplishments at this company, it became difficult to stay in touch with the needs of our customers, employees, and ultimately the products we built.

In 2011, we set out to pursue our dream and re-establish the personal connection we had enjoyed with customers and dealers. The result is Grand Design RV Company. Starting with a blank canvas, we were able to do things differently than what had been done before.

After achieving unparalleled years of growth, Grand Design formed an alliance with one of the industry's most iconic brands...Winnebago. Operating as an independent business within Winnebago Industries provides additional financial stability and enables us to continue Grand Design's unique way of doing business for our current and future customers.

LONG TERM VALUE

Everything we do at our company is designed to build long term value in what we offer our customers, "more features and superior value for your dollar."

CUSTOMER FOCUS

Our focus (from the very first day we opened our doors) revolves around the customers.

STAYING CONNECTED

Magic happens when the President and Senior Management are all actively working in the production facilities to help build the team and develop products.

EXPERIENCED WORKFORCE

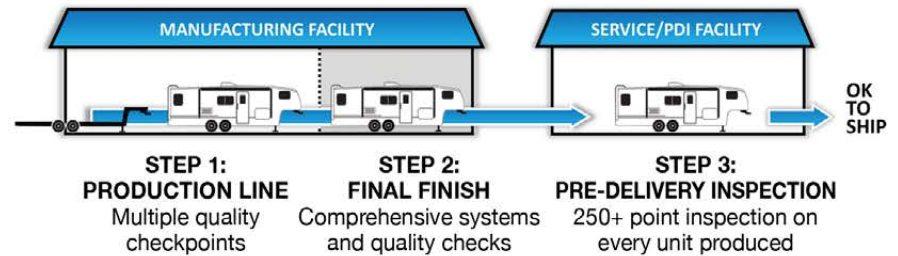
Our local workforce has been hand-picked, and has an excellent reputation for quality craftsmanship that is second to none.

CLASS LEADING WARRANTY

We back every one of our coaches by a 3-year limited structural warranty.

RAISING THE QUALITY BAR

We put every Grand Design RV through a series of quality inspection gates during the manufacturing process. Once completed, the unit undergoes a comprehensive final finish inspection. From here, most manufacturers ship their coaches on to the dealer for retail sale. Not Grand Design...Every one of our coaches are shipped to a separate PDI (Pre-Delivery Inspection) location where they are again put through a 250+ point inspection process. It is only after this that we deem a unit ready to ship to our dealers.



SUPERIOR SERVICE

We deliver the highest quality in the industry, but anything built by humans can be subject to issues. It's how those issues are addressed that stands out with Grand Design. Don't just take our word for it, visit the owners page on Facebook (Grand Design RV Owners) and see for yourself how we take care of our customers after the sale. An informed customer will be a Grand Design customer!

At Grand Design our goal is simple... Continue leading the industry with quality products while improving the customer's RV experience before, during, and after the sale. We would be honored to personally welcome you to the Grand Design RV family!

Warmest Regards,

Don Clark, Ron Fenech, Bill Fenech

President / Co-Founder

Co-Founder

Co-Founder



Grand Design RV was created in 2012 and founded by close friends Don Clark and brothers Ron and Bill Fenech (Representing over 80 combined years of experience in the RV Industry).